

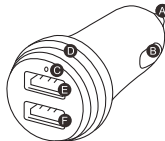
# User Manual

Model TLL151061



## 2 USB Ports Car Charger

- A. The positive contact spring
- B. The cathode contact spring
- C. Power light
- D. 2 USB output charging
- E. QC 3.0 output: (5Vdc/3A, 9Vdc/2A, 12Vdc/1.5A)
- F. USB output: 2.4A



### Warning

Keep out of reach of children.

Do not disassemble the product

Do not place the product on damp air or water, keep it dry.

Do not place the product in the environment of high temperature or extreme environments.



Contact us:

E-mail: [office@tellur.ro](mailto:office@tellur.ro)

Web: [www.tellur.ro](http://www.tellur.ro)

Address: Marinariilor Street no.29, Bucharest, Romania

Phone: +40 21 233 09 95

### 2USB Car Charger

It can support various mobile terminals used in the car, like mobile phone, iPad, eBook, GPS, etc.

### Specification

Application	Applicable to a variety of mobile phones and mobile devices
Input	DC 12V-24V
QC 3.0 Output	3.6V-6.5V/ 3A, 6.5V-9V/2A, 9V-12V/1.5A
USB Smart Output	5Vdc/2.4A
Output	DC 5V 5.4A Max
Size	69x23x25 mm
Weight	23.5 g
Power Light	Led blue indicator light

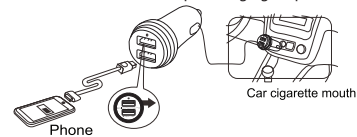
Qualcomm quick charge 3.0 technology: up to 4X faster than standard chargers, able to charge compatible devices to 80% in just 35 minutes, using the USB port with QC 3.0 technology and compatible cable.

### Instructions:

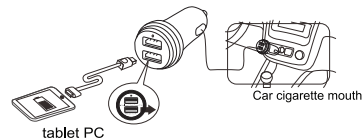
1. The car charger with USB data cable connects to the mobile phone or mobile device which needs to be recharged.
2. Put the car charger into the car cigarette lighter, blue light turns on.
3. Determine the loading level according to the charging display of the device
4. It can recharge two devices at the same time.

### USB Car Charger

1. Below is 3A USB QC 3.0 output charging for phone



2. Below is 2.4A USB output charging for tablet PC



3. Below is 2 USB output charging at the same time:

