

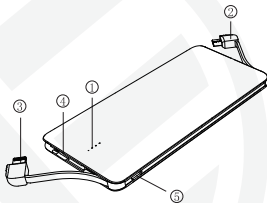
3 in 1 Power Bank

Product component introduction

- ① LED light
- ② Micro USB Output
- ③ Lightning Output
- ④ USB Output
- ⑤ Micro USB Input

Specifications

Model	3 in 1
Capacity	5000mAh
Micro USB input	5V/1A
Micro USB Output	5V/1A
Lightning Output	5V/1A
USB Output	5V/1A
Input charging time	~5 hours
Recycling time	> 500 times



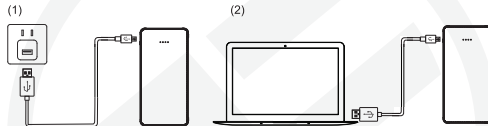
Power indicator

Press the power button and check the four power lights which show the power bank's battery status, as below sheet:

Power indicator	One light on	Two lights on	Three lights on	Four lights on
Battery status	≤25%	25%~50%	50%~75%	75%~100%

Charging the power bank:

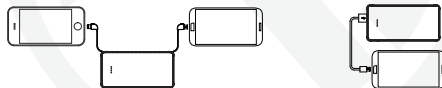
Put the enclosed USB of the charging cable in the power supply equipment, like AC adapter (1) or computer USB (2), plug into input of the power bank.



AC: Power adapter connect AC

Computer USB port

How is the power bank charging the other devices:



Recharge the Apple phone and Andriod phone

Recharge the Andriod phone