









Ultra Pro PD903 27000mAh Power Bank TLL158391



-  User manual
-  Manual de utilizare
-  Manual del usuario
-  Manuel d'utilisation
-  Manuale d'uso
-  Benutzerhandbuch



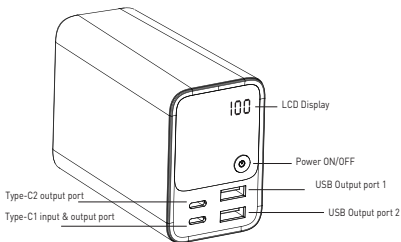
INTO YOUR FUTURE

Thank you, for choosing Tellur!

Please read this user manual carefully before using the product and keep it safe for future references.

Please note! Damages caused by misuse of the product will not be covered by the product's warranty.

1. Product diagram



2. Main Features

1. The ultra-powerful Type-C ports enables you to charge your laptop on the go at full speed.
2. While the aluminum layers dissipate heat, the compact design makes it ultraportable
3. The total maximum output of the four USB ports is 222.5W, which can provide rapid charging for two laptops or tablets and two mobile devices all at once

3. Technical specifications

Battery: Li-polymer

Capacity: 27000mAh/99.9Wh (3.7V)

Type-C Input 1 (PD 3.0):

5V/3A, 9V/3A, 12V/3A, 15V/3A, 20V/5A (100W)

Type-C Output 1 (PD 3.0):

5V/3A, 9V/3A, 12V/3A, 15V/3A, 20V/5A (100W)

Type-C Output 2 (PD 3.0):

5V/3A, 9V/3A, 12V/3A, 15V/3A, 20V/5A (100W)

USB Output 1 (QC3.0): 5V/4.5A, 9V/2A, 12V/1.5 (22.5W)

USB Output 2 (QC3.0): 5V/4.5A, 9V/2A, 12V/1.5 (22.5W)

Total power output: 222.5W

Rapid recharge time: 2H with 100W Power Delivery charger +

Type-C to Type-C PD100W cable (not included)

Protection functions: Short-circuit, overcharge, over discharge, overcurrent, over-temperature.

Features: LCD display, rapid recharge, Huawei SuperCharge (22.5W), Pass-through charging.

Dimensions: 101.5 x 73 x 49 mm

Weight: 623g

Compatibility: Universal

Compatible PD devices: iPad Pro 12.9", iPad Pro 10.5", iPad

Pro 11", iPhone 13/ 13 Pro/ 13 Pro Max/ 13 Mini, iPhone 12/

12 Pro/ 12 Pro Max/ 12 Mini, iPhone 11/ 11 Pro/ 11 Max/ XR/

X/ XS Max/ XS/ 8 Plus/ 8, Samsung S22 Ultra/ S22+/ S22,

Samsung S21+/ S21, Samsung S20 Ultra/ S20+ /S20,

Samsung S10+/ S10/ S10e, Google Pixel 6 Pr/ 6, Google Pixel

5, Google Pixel 4 XL/ 4/ 3a XL/ 3a/ 3 XL/ 3

Compatible laptops: MacBook Pro, Dell XPS, Asus

ExpertBook, Microsoft, Pixelbook

Package includes:

1 x PD903 Ultra Pro 27000mAh power bank

1 x Type-C to Type-C cable (30cm)

1 x Manual

4. Operating instructions

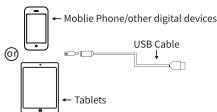
4.1 Charging your device:

Connect your device to an output port of your power bank using a compatible Type-C or USB-A cable.

NOTE: In some cases, it might be required to press the power on button once.

Use the included cable to charge compatible devices through the Type-C outputs of your power bank.

You can also use other cables to charge many other devices with different type of ports.

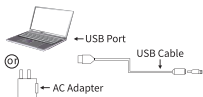


4.2 Charging your power bank:

Connect a power supply to an input port of your power bank using a compatible Type-C cable.

This power bank can be charged with a Type-C or USB-A power adapter or other power sources such as a Type-C or USB-A computer port.

In order to ensure a rapid recharge of your battery, please use a PD100W power adapter and a PD100W Type-C to Type-C cable to charge this battery.



Status	Digital	Power	Note
Charging state (charging the power bank)	Flashing	Digital precision display	During charging, if digital display is 100, and is not flashing, then the power bank is fully charged.
Discharge state (charging a device)	No flashing	Digital precision display	During discharge, if the digital display is 00, then the power bank is out of power.
No-loading status (power bank no load)	No flashing	Digital no-precision display	During, no loading process, push the button, the power bank will be automatically off, after digital displaying for 30 seconds.

5. Troubleshooting

1.Unable to charge power bank

Check if the power adapter is the right one and if the cable is not broken.

2.Power bank unable to charge your device

- Power bank capacity is running too low. Charge your power bank first.
- Wrong connection between your power bank and the device (input port instead of output).
- Power bank failure.

6. Usage tips

- Please charge your power bank at least once every 3 months if not in use for a long time.
- Make sure to check that the voltage of the device you intend to charge is compatible with this power bank.

- While in use your power bank might get a bit hot. This is normal as long as the temperature does not surpass 60 °C.
- Keep your power bank dry, do not wipe with powerful chemical cleaners.
- After your device is fully charged, please unplug it from the power bank since it will keep consuming electricity at a slow rate.
- Users are responsible for using this product correctly and following the instructions provided in this manual. Misuse of this product may lead to shorten the product life and withdraws any warranty liability from the manufacturer.

Disposal and recycling information



The crossed-out wheeled-bin symbol on your product, battery, literature or packaging reminds you that all electronic products and batteries must be taken to separate waste collection points at the end of their working lives; they must not be disposed of in the normal waste stream with household garbage.

It is the responsibility of the user to dispose of the equipment using a designated collection point or service for separate recycling of waste electrical and electronic equipment (WEEE) and batteries according to local laws.

Proper collection and recycling of your equipment helps ensure EEE waste is recycled in a manner that conserves valuable materials and protects human health and the environment, improper handling, accidental breakage, damage, and/or improper recycling at the end of its life may be harmful for health and environment.